

**RESOLUTION NO. 21-R-26**

**A RESOLUTION ADOPTING THE OPERATING AND CAPITAL BUDGETS FOR THE CITY OF TALLAHASSEE AND THE OPERATING BUDGET FOR THE DOWNTOWN IMPROVEMENT AUTHORITY FOR THE FISCAL YEAR BEGINNING OCTOBER 1, 2021, AND ENDING SEPTEMBER 30, 2022, DESIGNATING THE SOURCES OF REVENUE AND SAID APPROPRIATIONS; AND PROVIDING AN EFFECTIVE DATE.**

**NOW, THEREFORE, BE IT RESOLVED BY THE CITY COMMISSION OF THE CITY OF TALLAHASSEE, FLORIDA:**

Section 1. That the appropriations made in Section 2 herein are contingent upon the revenues to the City of Tallahassee for the fiscal year beginning October 1, 2021, from the sources and in the estimated amounts hereinafter named as follows:

	<u>FY22 Budget</u>
<b>Operating Revenues</b>	
General Fund	\$ 125,227,163
Contribution from Utilities	46,542,626
	<hr/> 171,769,789
 Enterprise & Other Fund Revenues	
Community Development Block Grant (CDBG)	\$ 1,844,179
Home Investment Partnership (HOME)	941,551
Emergency Solutions Grant (ESG)	158,153
State Housing Initiatives Program (SHIP)	1,325,748
Donations	92,273
Building Code Enforcement	4,412,140
Fire Services	54,232,004
Electric	290,637,340
Gas	31,072,306
Water	43,502,958
Sewer	77,816,134
Aviation	14,593,200
StarMetro	19,568,552
Solid Waste	31,051,033
Stormwater	19,387,307
Golf Course	1,112,095
Utility Services	7,842,827

Cemetery	363,348
800 MHz (Communication)	695,581
Transfer from Gas Tax	<u>1,776,453</u>

**Total Revenues** **\$ 774,194,971**

Section 2. That the following sums be, and hereby are, appropriated from the sources of revenues enumerated in Section 1, for the expense and obligation of the City of Tallahassee, for the fiscal year beginning October 1, 2021, and ending September 30, 2022, and that all incomplete multiple-year non-capital projects, balances, requisitions, and encumbrances from prior years will automatically be re-appropriated:

**Operating Expenditures**

Community Development Block Grant (CDBG)	\$ 1,844,179
Home Investment Partnership (HOME)	941,551
Emergency Solutions Grant (ESG)	158,153
State Housing Initiatives Program (SHIP)	1,325,748
Donations	92,273
Building Code Enforcement	4,412,140
Fire Services	54,232,004
Electric	290,637,340
Gas	31,072,306
General	171,769,789
Water	43,502,958
Sewer	77,816,134
Aviation	14,593,200
StarMetro	19,568,552
Solid Waste	31,051,033
Stormwater	19,387,307
Golf Course	1,112,095
Utility Services	7,842,827
Cemetery	363,348
800 MHz (Communication)	695,581
Transfer from Gas Tax	<u>1,776,453</u>

**Total Expenditures** **\$ 774,194,971**

Section 3. The capital budget for the fiscal year beginning October 1, 2021, and ending September 30, 2022, shall be as follows and that all incomplete multiple-year capital projects, requisitions, and encumbrances from prior years will be automatically re-appropriated:

### CAPITAL BUDGET FY22 APPROPRIATION

<b>Bond Proceeds</b>	<b>\$ 96,568,452</b>
Airport Future Debt	3,794,023
Bank Loan	20,418,918
Capital Bond Series 2018 Undesignated	1,000,000
Fire Future Debt	1,915,000
Future Capital Bond Series	37,165,000
Future Sales Tax Bond	19,900,000
Sewer CUS Future Bonds	4,250,000
Sewer CUS Bond Series 2018 Undesignated	2,725,511
Water CUS Future Bonds	2,780,000
Water CUS Bond Series 2018 Undesignated	2,620,000
<b>General Government</b>	<b>15,002,125</b>
Blueprint Annual Allocation - Sidewalks	1,250,000
Blueprint Annual Allocation - Sidewalks Undesignated	15,000
Concurrency Fund Undesignated	110,000
Gas Tax	1,660,000
General Government Capital Project Account (GGCPA)	4,300,000
General Government Capital Project Account (GGCPA) Undesignated	2,299,705
Intergovernmental	75,000
Sales Tax Construction Fund Undesignated	35,000
Sales Tax 2020	4,564,499
Sales Tax 2020 Undesignated	672,921
Street Paving Fund Undesignated	20,000
<b>Special Funds</b>	<b>47,681,720</b>
800 MHz (Communication)	465,618
Aviation - Customer Facility Charge	3,790,000
Aviation - Passenger Facility Charge	736,754
Aviation - Grant Construction	13,634,708
Blueprint Annual Allocation - Aviation	450,000
Blueprint Annual Allocation - StarMetro	262,500

Blueprint Annual Allocation - Water Quality	2,125,000
Electric A/R	5,000,000
Fleet Reserve Fund	13,000,002
Gas A/R	300,000
Sewer System Charge	3,655,000
Sewer A/R Fund	200,000
Solid Waste Rate Stabilization Reserve	350,000
Traffic A/R Fund	750,000
Utility Services Construction Fund	962,138
Water System Charge	900,000
Water System Charge Undesignated	1,100,000

<b>Renewal, Replacement, and Improvement</b>	<b>82,361,000</b>
--	-------------------

Airport RR&I	2,200,000
Electric RR&I	37,395,000
Environmental Services & Facilities Management RR&I	2,700,000
Fire Construction Fund	1,247,500
Gas RR&I	2,900,000
Sewer RR&I	11,162,816
Sewer RR&I Undesignated	720,684
Stormwater RR&I	3,000,000
Stormwater RR&I Undesignated	6,570,000
Technology RR&I	3,810,690
Technology RR&I Undesignated	2,759,310
Water RR&I	6,195,998
Water RR&I Undesignated	1,699,002

<b>State Funds</b>	<b>4,869,095</b>
--------------------	------------------

Aviation - Florida Department of Transportation	4,369,095
Community Development Block Grant	500,000

---

<b>Federal Funds</b>	<b>15,948,070</b>
----------------------	-------------------

Aviation - Federal Aviation Administration	5,878,828
American Rescue Plan Revenue Loss	1,631,380
StarMetro - Federal Transit Administration	7,900,000
Customer Services - Hazard Mitigation Grant Program	537,862

<b>Total Capital Funding Sources</b>	<b>\$ 262,430,462</b>
--------------------------------------	-----------------------

## CAPITAL EXPENDITURES

Aviation	34,853,408
City Treasurer-Clerk	330,000
Community Beautification & Waste Management	537,000
Communications	400,000
Housing & Community Resilience	200,000
Electric & Gas Utility	45,595,000
Environmental Services & Facilities	3,700,000
Fire	3,162,500
Fleet	13,000,002
Parks & Recreation	19,900,000
Police	34,927,705
StarMetro	8,462,500
Technology & Innovations	28,054,536
Underground Utilities & Public Infrastructure	67,807,811
Customer Services	1,500,000
<b>Total Capital Funding Uses</b>	<b>\$ 262,430,462</b>
 <b>Total Operating and Capital</b>	 <b>\$ 1,036,625,433</b>

Section 4. The Downtown Improvement Authority's operating budget and appropriation summary for the fiscal year beginning October 1, 2021, and ending September 30, 2022, shall be as follows:

### Downtown Improvement Authority (DIA) FY22 Budget

<b>Revenues</b>	
Ad Valorem Property Tax (95%)	\$ 231,411
Marketplace	23,000
Special Events	35,000
Sundown Concert Series	40,000
Interest	2,000
City Contribution	15,000
Miscellaneous Revenue	2,000
<b>Total Revenues</b>	<b>\$ 348,411</b>
 <b>Expenditures</b>	
<b>Personnel Expenses</b>	
Salaries	\$ 119,638
Salary Enhancements	8,650

Temporary Wages	7,500
Other Salary Items	1,560
Pension Current	24,508
Pension MAP	7,144
Mandatory Medicare	1,837
Health Benefits	8,004
Health Benefits - OPEB	1,000
Flex Benefits	<u>4,290</u>
<b>Total Personnel Services</b>	<b>\$184,131</b>

**Operating**

Advertising	\$ 32,837
Unclassified Contractual Services	11,000
Utilities	743
Telephone	2,000
Postage	150
Unclassified Supplies	1,300
Travel & Training	3,260
Memberships	1,615
Certificates & Licenses	175
Rent Expense, Office	10,800
Insurance	7,100
Marketplace	18,300
Special Events	35,000
Sundown Concert Series	40,000
<b>Total Operating Expenses</b>	<b>\$ 164,280</b>
<b>Total Expenses</b>	<b><u>\$348,411</u></b>


Section 5. This Resolution shall become effective October 1, 2021.

Section 6. The title of this Resolution shall be read during the public hearing at the meeting of the City Commission of the City of Tallahassee on the 22<sup>nd</sup> day of September 2021.

PASSED AND ADOPTED by the City Commission of the City of Tallahassee on the 22<sup>nd</sup> day of September 2021.

**CITY OF TALLAHASSEE**


By:

  
John E. Dailey  
Mayor

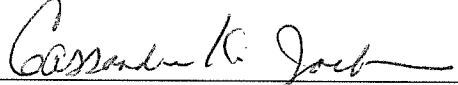
ATTEST:

APPROVED AS TO FORM:

By:

  
James O. Cooke, IV  
City Treasurer-Clerk

By:

  
Cassandra K. Jackson  
City Attorney