

RESOLUTION NO. 25-R-44-AA

A RESOLUTION ADOPTING THE OPERATING AND CAPITAL BUDGETS FOR THE CITY OF TALLAHASSEE AND THE OPERATING BUDGET FOR THE DOWNTOWN IMPROVEMENT AUTHORITY FOR THE FISCAL YEAR BEGINNING OCTOBER 1, 2025, AND ENDING SEPTEMBER 30, 2026, DESIGNATING THE SOURCES OF REVENUE AND SAID APPROPRIATIONS; AND PROVIDING AN EFFECTIVE DATE.

NOW, THEREFORE, BE IT RESOLVED BY THE CITY COMMISSION OF THE CITY OF TALLAHASSEE, FLORIDA:

Section 1. That the appropriations made in Section 2 herein are contingent upon the revenues to the City of Tallahassee for the fiscal year beginning October 1, 2025, from the sources and in the estimated amounts hereinafter named as follows:

| | <u>FY26 Budget</u> |
|--|---------------------|
| Operating Revenues | |
| General Fund | \$169,748,408 |
| Contribution from Utilities | 56,196,625 |
| | <hr/> \$225,945,033 |
| Enterprise & Other Fund Revenues | |
| Community Development Block Grant (CDBG) | 1,880,342 |
| Home Investment Partnership (HOME) | 914,339 |
| Emergency Solutions Grant (ESG) | 164,348 |
| State Housing Initiatives Program (SHIP) | 1,500,000 |
| Transit Grants - Federal | 6,000,000 |
| Transit Grants - State | 1,800,000 |
| Transit Contribution - Blueprint | 612,500 |
| Aviation | 21,017,500 |
| Building Code Enforcement | 5,248,491 |
| Cemetery | 459,568 |
| Donations | 120,164 |
| Electric | 338,009,724 |
| Fire Services | 63,695,671 |
| Gas | 35,335,406 |
| Golf Course | 1,386,533 |
| Sewer | 94,022,688 |

| | |
|-------------------------|------------------------------|
| Solid Waste | 39,386,393 |
| StarMetro | 21,075,646 |
| Stormwater | 23,934,064 |
| Utility Services | 2,868,703 |
| Water | 55,350,832 |
| 800 MHz (Communication) | 904,860 |
| Transfer from Gas Tax | 536,979 |
| Total Revenues | <u>\$ 942,169,784</u> |

Section 2. That the following sums be, and hereby are, appropriated from the sources of revenues enumerated in Section 1, for the expense and obligation of the City of Tallahassee, for the fiscal year beginning October 1, 2025, and ending September 30, 2026, and that all incomplete multiple-year non-capital projects, balances, requisitions, and encumbrances from prior years will automatically be re-appropriated:

Operating Expenditures

| | |
|--|-------------|
| Community Development Block Grant (CDBG) | 1,880,342 |
| Home Investment Partnership (HOME) | 914,339 |
| Emergency Solutions Grant (ESG) | 164,348 |
| State Housing Initiatives Program (SHIP) | 1,500,000 |
| Transit Grants – Federal | 6,000,000 |
| Transit Grants – State | 1,800,000 |
| Transit Contribution - Blueprint | 612,500 |
| Aviation | 21,017,500 |
| Building Code Enforcement | 5,248,491 |
| Cemetery | 459,568 |
| Donations | 120,164 |
| Electric | 338,009,724 |
| Fire Services | 63,695,671 |
| Gas | 35,335,406 |
| General Fund | 225,945,033 |
| Golf Course | 1,386,533 |
| Sewer | 94,022,688 |
| Solid Waste | 39,386,393 |
| StarMetro | 21,075,646 |
| Stormwater | 23,934,064 |
| Utility Services | 2,868,703 |
| Water | 55,350,832 |
| 800 MHz (Communication) | 904,860 |
| Transfer from Gas Tax | 536,979 |

Total Expenditures**\$ 942,169,784**

Section 3. The capital budget for the fiscal year beginning October 1, 2025, and ending September 30, 2026, shall be as follows and that all incomplete multiple-year capital projects, requisitions, and encumbrances from prior years will be automatically re-appropriated:

CAPITAL BUDGET FY26 APPROPRIATION

| | |
|--|----------------------|
| Bond Proceeds | \$ 61,096,000 |
| Capital Series Bond 2024 | 311,000 |
| Future Capital Series Bond | 46,600,000 |
| Future 2020 Sales Tax Bond | 500,000 |
| Internal Loan Fund | 475,000 |
| Sewer CUS Future Bonds | 4,640,000 |
| Water CUS Future Bonds | 8,570,000 |
| General Government | 18,611,522 |
| 2020 Sales Tax | 4,550,000 |
| BluePrint Annual Allocation - Sidewalks | 1,450,000 |
| BluePrint IA | 632,845 |
| Concurrency - Dist 2 SE - Road | 1,600,000 |
| Gas Tax | 2,950,000 |
| General Government Capital Project Account (GGCPA) | 6,200,000 |
| General Government Capital Project Account Reserve | 871,094 |
| Intergovernmental | 357,583 |
| Special Funds | 46,404,963 |
| 800 MHz (Communication) | 464,909 |
| BluePrint Annual Allocation – Aviation | 450,000 |
| BluePrint Annual Allocation – Water Quality | 5,500,000 |
| Customer Facility Charge – Aviation | 225,000 |
| Electric A/R | 5,000,000 |
| Fleet Reserve Fund | 16,574,250 |
| Gas A/R | 300,000 |
| Passenger Facility Charge – Aviation | 5,080,804 |
| Sewer A/R Fund | 400,000 |
| Sewer System Charge | 4,310,000 |
| Sewer System Charge Undesignated | 4,520,000 |
| Traffic A/R Fund | 1,250,000 |
| Water System Charge | 950,000 |
| Water System Charge Undesignated | 1,380,000 |

| | |
|---|------------------------|
| Renewal, Replacement and Improvement | 126,116,610 |
| Airport RR&I | 3,390,886 |
| Electric RR&I | 40,433,491 |
| Electric RR&I Undesignated | 10,443,509 |
| Environmental Services & Facilities Management RR&I | 2,500,000 |
| Fire Construction Fund | 1,247,500 |
| Gas RR&I | 5,026,000 |
| Information Technology RR&I | 17,010,624 |
| Sewer RR&I | 16,900,000 |
| Sewer RR&I Undesignated | 6,765,000 |
| Stormwater RR&I | 3,800,000 |
| Stormwater RR&I Undesignated | 6,039,600 |
| Water RR&I | 9,700,000 |
| Water RR&I Undesignated | 2,860,000 |
| State Funds | 191,486 |
| Aviation – Florida Department of Transportation | 130,386 |
| State Law Enforcement Forfeiture | 61,100 |
| Federal Funds | 15,785,270 |
| Aviation – Federal Aviation Administration | 15,785,270 |
| Total Capital Funding Sources | |
| CAPITAL EXPENDITURES | \$ 268,205,851 |
| Aviation | 25,062,346 |
| Electric Gas & Utility | 61,203,000 |
| Facilities Management | 3,100,000 |
| Fire | 1,247,500 |
| Fleet | 16,574,250 |
| Housing & Community Resilience | 175,000 |
| Parks & Recreation | 4,475,000 |
| Police | 44,925,194 |
| Technology & Innovations | 19,965,116 |
| Underground Utilities & Public Infrastructure | 91,478,445 |
| Total Capital Funding Uses | \$ 268,205,851 |
| Total Operating and Capital | \$1,210,375,635 |

Section 4. The Downtown Improvement Authority's operating budget and appropriation summary for the fiscal year beginning October 1, 2025, and ending September 30, 2026, shall be as follows:

Downtown Improvement Authority (DIA) FY26 Budget

Revenues

| | |
|-------------------------------|-------------------|
| Ad Valorem Property Tax (95%) | \$ 364,482 |
| Local Gov't Unit Grant CRA | 8,000 |
| Marketplace | 62,220 |
| Special Events | 14,003 |
| Sundown Concert Series | 25,000 |
| Interest | 4,009 |
| City Contribution | 7,500 |
| Total Revenues | \$ 485,214 |

Expenditures

Personnel Expenses

| | |
|---------------------------------|------------------|
| Salaries | \$ 243,270 |
| Other Salary Items | 1,560 |
| Pension Current | 44,238 |
| Pension MAP | 14,580 |
| Mandatory Medicare | 3,748 |
| Health Benefits | 42,394 |
| Health Benefits - OPEB | 1,739 |
| Flex Benefits | 6,435 |
| Total Personnel Services | \$357,964 |

Operating


| | |
|------------------------------------|----------|
| Advertising | \$ 2,000 |
| Unclassified Contractual Services | 6,000 |
| IT Consulting Services | 1,300 |
| Environmental Contractual Services | 1,500 |
| Mobile Device/Phone Services | 1,600 |
| Office Supplies | 2,000 |
| Unclassified Supplies | 1,500 |
| Memberships/Certificates/Licenses | 17,997 |
| Lease Expense Building & Office | 19,073 |
| Insurance | 10,273 |
| DIA Marketplace | 21,050 |


| | |
|---------------------------------|-------------------|
| DIA Special Events | 15,957 |
| DIA Sundown Concert Series | 25,000 |
| Utilities | 2,000 |
| Total Operating Expenses | \$ 127,250 |
| Total Expenses | \$ 485,214 |

Section 5. This Resolution shall become effective October 1, 2025.


Section 6. The title of this Resolution shall be read during the public hearing at the meeting of the City Commission of the City of Tallahassee on the 17th day of September 2025.

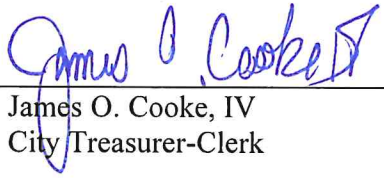
PASSED AND ADOPTED by the City Commission of the City of Tallahassee on the 17th day of September 2025.



CITY OF TALLAHASSEE
 By: 
 John E. Dailey
 Mayor

ATTEST:

APPROVED AS TO FORM:
 By: 
 Amy M. Toman
 City Attorney

By: 
 James O. Cooke, IV
 City Treasurer-Clerk

COLUMN SOFTWARE, PBC

STATE OF FLORIDA
COUNTY OF LEON

Before the undersigned authority personally appeared Ankit Sachdeva, who on oath says that he or she is an authorized agent of Column software, PBC; that the attached copy of advertisement, being a legal advertisement or public notice in the matter of NOTICE_CTC-20250909-28, was published on the publicly accessible website of Leon County, hosted by Column Software, PBC on Sep. 9, 2025

Affiant further says that the website complies with all legal requirements for publication in chapter 50, Florida Statutes.

PUBLICATION DATES:
Sep. 9, 2025

Notice ID: FsQCu0syUhUKWaiQFLPk
Notice Name: NOTICE_CTC-20250909-28

PUBLICATION FEE: \$0.00

Signed by:

Ankit Sachdeva

_____, as authorized signatory of Column
Software, PBC

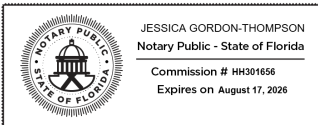
VERIFICATION

State of Florida
County of Orange

Signed or attested before me on this: 09/11/2025

J. Thompson

Notary Public
Notarized remotely online using communication technology via Proof.



BUDGET SUMMARY

CITY OF TALLAHASSEE, FLORIDA - FISCAL YEAR 2025/26

***THE PROPOSED OPERATING BUDGET EXPENDITURES OF THE CITY OF TALLAHASSEE, FLORIDA ARE 4.2% MORE THAN LAST YEAR'S TOTAL OPERATING EXPENDITURES.**

General Fund 4.4072
 Dependent District 1.0000

| | GENERAL FUND | ENTERPRISE FUNDS | INTERNAL SERVICE | TRUST FUNDS | CAPITAL PROJECTS | TOTAL ALL FUNDS |
|--|-----------------------|-----------------------|---------------------|----------------------|-----------------------|-------------------------|
| ESTIMATED REVENUES | | | | | | |
| Taxes | | | | | | |
| Ad Valorem Taxes | 4.4072 \$ 77,781,232 | \$ - | \$ - | \$ - | \$ - | \$ 77,781,232 |
| Ad Valorem Taxes | 1.0000 - | - | - | 364,482 | - | 364,482 |
| Sales & Use Tax | 29,881,757 | - | - | - | 16,500,000 | 46,381,757 |
| Licenses and Permits | 2,449,716 | 5,013,645 | - | - | - | 7,463,361 |
| Intergovernmental | 26,925,814 | 1,652,167 | 904,860 | 12,879,529 | 24,038,278 | 66,400,648 |
| Charges for Services | 14,063,284 | 649,012,460 | - | 204,940 | 5,305,804 | 668,586,488 |
| Fines and Forfeitures | 2,828,929 | 23,281 | - | - | - | 2,852,210 |
| Miscellaneous | 14,172,748 | 19,979,395 | - | 179,248 | - | 34,331,391 |
| Internal Service Charges | - | - | - | - | 17,039,159 | 17,039,159 |
| Bond Proceeds | - | - | - | - | 61,096,000 | 61,096,000 |
| Contributions | 56,196,625 | 9,630,419 | - | - | - | 65,827,044 |
| TOTAL SOURCES | 224,300,105 | 685,311,367 | 904,860 | 13,628,199 | 123,979,241 | 1,048,123,772 |
| Transfers In | 1,644,928 | 13,151,581 | 3,405,682 | 308,276 | 124,869,110 | 143,379,577 |
| Fund Balance/Reserves | - | - | - | - | 19,357,500 | 19,357,500 |
| TOTAL REVENUES, TRANSFERS AND BALANCES | \$ 225,945,033 | \$ 698,462,948 | \$ 4,310,542 | \$ 13,936,475 | \$ 268,205,851 | \$ 1,210,860,849 |
| EXPENDITURES | | | | | | |
| General Government | \$ 28,624,139 | \$ 5,138,725 | \$ - | \$ 266 | \$ - | \$ 33,763,130 |
| Public Safety | 80,584,579 | 62,793,418 | 904,860 | - | 46,172,694 | 190,455,551 |
| Physical Environment | 21,706,023 | 362,169,551 | 3,405,682 | 229,600 | 175,746,561 | 563,257,417 |
| Transportation | - | 32,375,590 | - | 8,412,500 | 41,636,596 | 82,424,686 |
| Economic Environment | - | - | - | 485,214 | - | 485,214 |
| Housing & Human Services | 5,589,882 | - | - | 4,459,295 | 175,000 | 10,224,177 |
| Leisure | 34,670,491 | 1,240,115 | - | - | 4,475,000 | 40,385,606 |
| Debt Service | 15,531,866 | 73,182,821 | - | - | - | 88,714,687 |
| TOTAL EXPENDITURES | 186,706,980 | 536,900,220 | 4,310,542 | 13,586,875 | 268,205,851 | 1,009,710,468 |
| Transfers Out | 39,238,053 | 161,562,728 | - | 349,600 | - | 201,150,381 |
| Fund Balance/Reserves | - | - | - | - | - | - |
| TOTAL APPROPRIATED EXPENDITURES, TRANSFERS RESERVES AND BALANCES | \$ 225,945,033 | \$ 698,462,948 | \$ 4,310,542 | \$ 13,936,475 | \$ 268,205,851 | \$ 1,210,860,849 |
| The tentative, adopted, and/or final budgets are on file in the Resource Management Office of the above mentioned tax authority as a public record. | | | | | | |

CTC-20250909-28